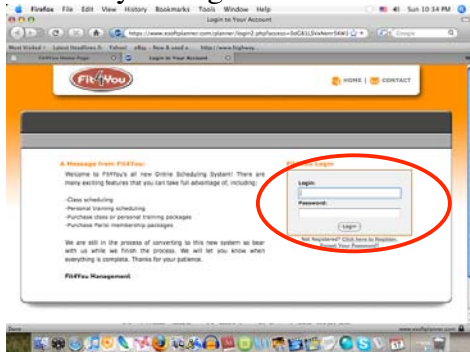


Class Registration Instructions

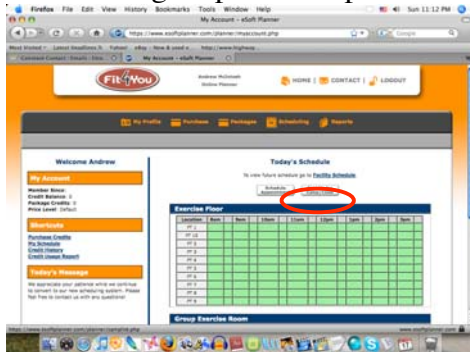
1. Visit www.fitfouru.com
2. Select the "Schedule Online Now" Link



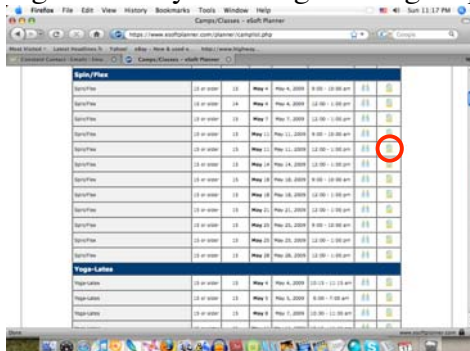
3. Enter your login information



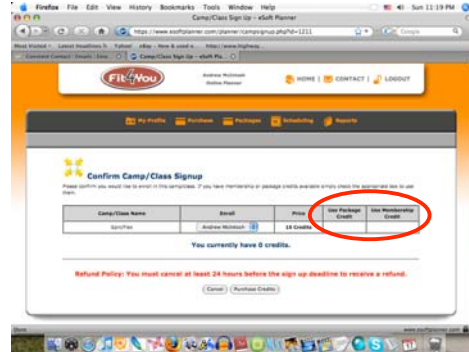
4. Select Sign Up for Camp/Class



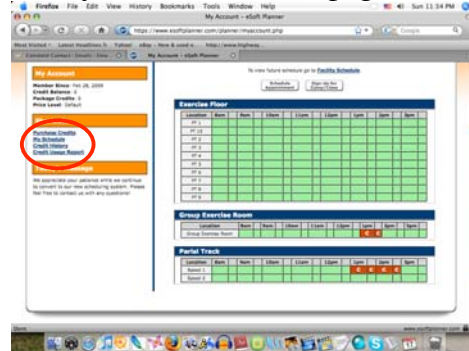
5. Select the desired class you would like to register for by selecting the "Sign Up" icon.



6. If you have a class package, the "Use Package Credit" option will be selected for you. If you have a Silver, Gold or Platinum membership, the "Use Membership Credit" option will be selected for you. Simply click the "Enroll Now" button to finish.



7. To cancel a class you've already registered for, select the "My Schedule" link from your Fit4Me home page.



8. Select the "Cancel" button.
Please note: You must cancel at least 24 hours in advance to receive a credit refund on your account. If you have a platinum membership, this will not affect you.

